

### PRE SCHEME SHAREHOLDING PATTERN

(There will be no change in the post-scheme shareholding pattern of Shankara Building Products Limited, since no shares are being issued by Shankara Building Products Limited under the scheme of arrangement)


1. Name of Listed Entity : Shankara Building Products Limited  
2. Scrip Code/Name of Scrip/Class of Security : BSE: 540425; NSE: SHANKARA  
3. Share Holding Pattern Filed under : This is the Pre-Scheme shareholding pattern filed as per the requirements of Stock Exchanges prescribed in accordance with SEBI Master Circular dated 20th June, 2023 relating to Scheme of Arrangement by Listed entities. This shareholding pattern is based on the shareholding data as on 9<sup>th</sup> November, 2023.  
4. Declaration: The Listed entity is required to submit the following declaration to the extent of submission of information:-

S. No.	Particulars	Yes/No	
1	Whether the Listed Entity has issued any partly paid up shares?	No	
2	Whether the Listed Entity has issued any Convertible Securities?	No	
3	Whether the Listed Entity has any shares against which depository receipts are issued?	No	
4	Whether the Listed Entity has any shares in locked-in?	No	
5	Whether any shares held by promoters are pledge or otherwise encumbered?	No	
6	Whether the Listed Entity has issued any differential Voting Rights?	No	
7	Whether the Listed Entity has issued any Warrants ?	Yes	Public Group
8	Whether the listed entity has any significant beneficial owner?	Yes	




**Table I- Summary Statement holding of specified securities**

Category	Category of Shareholder	No of Shareholders	No of fully paid up equity shares held	No of Partly paid-up equity shares held	No of Shares Underlying Depository Receipts	Total No of Shares Held (VII) = (IV)+(V)+(VI)	Shareholding as a % of total no of shares (As a % of (A+B+C2))	Number of Voting Rights held in each class of securities			No of Shares Underlying Outstanding convertible securities (Including Warrants)	Shareholding as a % assuming full conversion of convertible Securities (as a percentage of diluted share capital)	Number of Locked in Shares		Number of Shares pledged or otherwise encumbered		Number of equity shares held in dematerialized form	
								No of Voting Rights					Total as a % of (A+B+C)	No	As a % of total Shares held	No		As a % of total Shares held
								Class X	Class Y	Total								
(I)	(II)	(III)	(IV)	(V)	(VI)	(VII)	(VIII)	(IX)			(X)	(XI)	(XII)		(XIII)	(XIV)		
(A)	Promoter & Promoter Group	4	11926037	0	0	11926037	49.18	11926037	0	11926037	49.18	0	49.18	0	0.00	0	0.00	11926037
(B)	Public	24708	12323289	0	0	12323289	50.82	12323289	0	12323289	50.82	0	50.82	0	0.00	NA	NA	10500784
(C)	Non Promoter-Non Public																	
(C1)	Shares underlying DRs	0	0	0	0	0	NA	0	0	0	0.00	0	NA	0	0.00	NA	NA	0
(C2)	Shares held by Employes Trusts	0	0	0	0	0	0.00	0	0	0	0.00	0	0.00	0	0.00	NA	NA	0
	<b>Total:</b>	<b>24712</b>	<b>24249326</b>	<b>0</b>	<b>0</b>	<b>24249326</b>	<b>100.00</b>	<b>24249326</b>	<b>0</b>	<b>24249326</b>	<b>100.00</b>	<b>0</b>	<b>100.00</b>	<b>0</b>	<b>0.00</b>	<b>0</b>	<b>0.00</b>	<b>22426821</b>



**Table II- Statement showing shareholding pattern of the Promoter and Promoter Group**

Category	Category & Name of the Shareholder	PAN	No of Shareholders	No of fully paid up equity shares held	No of Partly paid-up equity shares held	No of Shares Underlying Depository Receipts	Total No of Shares Held (IV+V+VI)	Shareholding as a % of total no of shares (calculated as per SCRR, 1957 (VIII) As a % of (A+B+C2)	Number of Voting Rights held in each class of securities			No of Shares Underlying Outstanding convertible securities (Including Warrants)	Shareholding as a % assuming full conversion of convertible Securities (as a percentage of diluted share capital) (VII)+(X) As a % of (A+B+C2)	Number of Locked in Shares		Number of Shares pledged or otherwise encumbered		Number of equity shares held in dematerialized form	
									No of Voting Rights					Total as a % of (A+B+C)	No.	As a % of total Shares held	No.		As a % of total Shares held
									Class X	Class Y	Total								
									(I)	(II)	(III)								
(1)	Indian																		
(a)	Individuals/Hindu undivided Family		3	11759837	0	0	11759837	48.50	11759837	0	11759837	48.50	0	48.50	0	0.00	0	0.00	11759837
	SUKUMAR SRINIVAS		1	11578787	0	0	11578787	47.75	11578787	0	11578787	47.75	0	47.75	0	0.00	0	0.00	11578787
	PARWATHI SRIKANTH MIRLAY		1	100000	0	0	100000	0.41	100000	0	100000	0.41	0	0.41	0	0.00	0	0.00	100000
	DHANANJAY MIRLAY SRINIVAS		1	81050	0	0	81050	0.33	81050	0	81050	0.33	0	0.33	0	0.00	0	0.00	81050
(b)	Central Government/St		0	0	0	0	0	0.00	0	0	0	0.00	0	0.00	0	0.00	0	0.00	0




	ate Government(s)																			
(c)	Financial Institutions/Banks	0	0	0	0	0	0.00	0	0	0	0.00	0	0.00	0	0.00	0	0.00	0	0.00	0
(d)	Any Other	1	166200	0	0	166200	0.69	166200	0	166200	0.69	0	0.69	0	0.00	0	0.00	0	0.00	166200
	SHANKARA HOLDINGS PRIVATE LIMITED	1	166200	0	0	166200	0.69	166200	0	166200	0.69	0	0.69	0	0.00	0	0.00	0	0.00	166200
	<b>Sub-Total (A)(1)</b>	<b>4</b>	<b>11926037</b>	<b>0</b>	<b>0</b>	<b>11926037</b>	<b>49.18</b>	<b>11926037</b>	<b>0</b>	<b>11926037</b>	<b>49.18</b>	<b>0</b>	<b>49.18</b>	<b>0</b>	<b>0.00</b>	<b>0</b>	<b>0.00</b>	<b>0</b>	<b>0.00</b>	<b>11926037</b>
(2)	Foreign																			
(a)	Individuals (Non-Resident Individuals/Foreign Individuals)	0	0	0	0	0	0.00	0	0	0	0.00	0	0.00	0	0.00	0	0.00	0	0.00	0
(b)	Government	0	0	0	0	0	0.00	0	0	0	0.00	0	0.00	0	0.00	0	0.00	0	0.00	0
(c)	Institutions	0	0	0	0	0	0.00	0	0	0	0.00	0	0.00	0	0.00	0	0.00	0	0.00	0
(d)	Foreign Portfolio Investor	0	0	0	0	0	0.00	0	0	0	0.00	0	0.00	0	0.00	0	0.00	0	0.00	0
(e)	Any Other	0	0	0	0	0	0.00	0	0	0	0.00	0	0.00	0	0.00	0	0.00	0	0.00	0
	<b>Sub-Total (A)(2)</b>	<b>0</b>	<b>0</b>	<b>0</b>	<b>0</b>	<b>0</b>	<b>0.00</b>	<b>0</b>	<b>0</b>	<b>0</b>	<b>0.00</b>	<b>0</b>	<b>0.00</b>	<b>0</b>	<b>0.00</b>	<b>0</b>	<b>0.00</b>	<b>0</b>	<b>0.00</b>	<b>0</b>
	<b>Total Shareholding of Promoter and Promoter Group (A)=(A)(1)+(A)(2)</b>	<b>4</b>	<b>11926037</b>	<b>0</b>	<b>0</b>	<b>11926037</b>	<b>49.18</b>	<b>11926037</b>	<b>0</b>	<b>11926037</b>	<b>49.18</b>	<b>0</b>	<b>49.18</b>	<b>0</b>	<b>0.00</b>	<b>0</b>	<b>0.00</b>	<b>0</b>	<b>0.00</b>	<b>11926037</b>





(f)	Provident Funds/Pension Funds		0	0	0	0	0	0.00	0	0	0	0.00	0	0.00	0	0.00	N A	NA	0	0	0	0
(g)	Asset Reconstruction Companies		0	0	0	0	0	0.00	0	0	0	0.00	0	0.00	0	0.00	N A	NA	0	0	0	0
(h)	Sovereign Wealth Funds		0	0	0	0	0	0.00	0	0	0	0.00	0	0.00	0	0.00	N A	NA	0	0	0	0
(i)	NBFC Registered with RBI		0	0	0	0	0	0.00	0	0	0	0.00	0	0.00	0	0.00	N A	NA	0	0	0	0
(j)	Other Financial Insutitions		0	0	0	0	0	0.00	0	0	0	0.00	0	0.00	0	0.00	N A	NA	0	0	0	0
(k)	Any Other																					
	<b>Sub Total (B)(1)</b>		<b>2</b>	<b>1373467</b>	<b>0</b>	<b>0</b>	<b>1373467</b>	<b>5.66</b>	<b>1373467</b>	<b>0</b>	<b>1373467</b>	<b>5.66</b>	<b>0</b>	<b>5.66</b>	<b>0</b>	<b>0.00</b>	<b>N A</b>	<b>NA</b>	<b>1373467</b>	<b>0</b>	<b>0</b>	<b>0</b>
(2)	Institutions (Foreign)																					
(a)	Foreign Direct Investment		0	0	0	0	0	0.00	0	0	0	0.00	0	0.00	0	0.00	N A	NA	0	0	0	0
(b)	Foreign Venture Capital		0	0	0	0	0	0.00	0	0	0	0.00	0	0.00	0	0.00	N A	NA	0	0	0	0
(c)	Sovereign Wealth Funds		0	0	0	0	0	0.00	0	0	0	0.00	0	0.00	0	0.00	N A	NA	0	0	0	0
(d)	Foreign Portfolio Investors Category I		40	2231325	0	0	2231325	9.20	2231325	0	2231325	9.20	0	9.20	0	0.00	N A	NA	2231325	0	0	0
	VANDERBILT UNIVERSITY - FLOWERING TREE INVESTMENT		1	244248	0	0	244248	1.01	244248	0	244248	1.01	0	1.01	0	0.00	N A	NA	244248	0	0	0
	MATTHEWS INDIA FUND		1	593801	0	0	593801	2.45	593801	0	593801	2.45	0	2.45	0	0.00	N A	NA	593801	0	0	0
	GENERATION IM FUND PLC- GENERATION IM ASIA FUND		1	463314	0	0	463314	1.91	463314	0	463314	1.91	0	1.91	0	0.00	N A	NA	463314	0	0	0
	ARJUNA FUND PTE. LTD.		1	369173	0	0	369173	1.52	369173	0	369173	1.52	0	1.52	0	0.00	N A	NA	369173	0	0	0
(e)	Foreign Portfolio Investors Category II		2	382833	0	0	382833	1.58	382833	0	382833	1.58	0	1.58	0	0.00	N A	NA	382833	0	0	0
	MARVAL GURU FUND		1	250000	0	0	250000	1.03	250000	0	250000	1.03	0	1.03	0	0.00	N A	NA	250000	0	0	0
(f)	Overseas Depositories (holding DRs) (balancing figure)		0	0	0	0	0	0.00	0	0	0	0.00	0	0.00	0	0.00	N A	NA	0	0	0	0
(g)	Any Other																					



	<b>Sub Total (B)(2)</b>		42	2614 158	0	0	2614 158	10.78	2614 158	0	2614 158	10.7 8	0	10.78	0	0.0 0	N A	NA	2614158	0	0	0
(3)	Central Government/State Government(s)/President of India																					
(a)	Central Government / President of India		0	0	0	0	0	0.00	0	0	0	0.00	0	0.00	0	0.00	N A	NA	0	0	0	0
(b)	State Government / Governor		0	0	0	0	0	0.00	0	0	0	0.00	0	0.00	0	0.00	N A	NA	0	0	0	0
(c)	Shareholding by Companies or Bodies Corporate where Central / State Government is a promoter		0	0	0	0	0	0.00	0	0	0	0.00	0	0.00	0	0.00	N A	NA	0	0	0	0
	<b>Sub Total (B)(3)</b>		0	0	0	0	0.00	0	0	0	0	0.00	0	0.00	0	0.00	N A	NA	0	0	0	0
(4)	Non-Institutions																					
(a)	Associate companies / Subsidiaries		0	0	0	0	0	0.00	0	0	0	0.00	0	0.00	0	0.00	N A	NA	0	0	0	0
(b)	Directors and their relatives (excluding independent directors and nominee directors)		2	10817 3	0	0	10817 3	0.45	10817 3	0	10817 3	0.45	0	0.45	0	0.00	N A	NA	35773	0	0	0
(c)	Key Managerial Personnel		1	20720	0	0	20720	0.09	20720	0	20720	0.09	0	0.09	0	0.00	N A	NA	100	0	0	0
(d)	Relatives of promoters (other than 'immediate relatives' of promoters disclosed under 'Promoter and Promoter Group' category)		0	0	0	0	0	0.00	0	0	0	0.00	0	0.00	0	0.00	N A	NA	0	0	0	0
(e)	Trusts where any person belonging to 'Promoter and Promoter Group' category is 'trustee', 'beneficiary', or		0	0	0	0	0	0.00	0	0	0	0.00	0	0.00	0	0.00	N A	NA	0	0	0	0







**Table IV - Statement showing shareholding pattern of the Non Promoter - Non Public Shareholder**

Category	Category & Name of the Shareholder	PAN	No of Shareholders	No of fully paid up equity shares held	No of Partly paid-up equity shares held	No of Shares Underlying Depository Receipts	Total No of Shares Held (IV+V+VI)	Shareholding as a % of total no of shares (A+B+C2)	Number of Voting Rights held in each class of securities			No of Shares Underlying Outstanding convertible securities (Including Warrants)	Shareholding as a % assuming full conversion of convertible Securities (as a percentage of diluted share capital)	Number of Locked in Shares		Number of Shares pledged or otherwise encumbered		Number of equity shares held in dematerialized form	
									No of Voting Rights		Total as a % of (A+B+C)			No.	As a % of total Shares held	No.	As a % of total Shares held		
									Class X	Class Y									Total
									(I)	(II)	(III)			(IV)	(V)	(VI)	(VII)		(VIII)
(1)	Custodian/DR Holder		0	0	0	0	0	0.00	0	0	0	0.00	0	0.00	0	0.00	NA	NA	0
(2)	Employee Benefit Trust (under SEBI(Share based Employee Benefit) Regulations 2014)		0	0	0	0	0	0.00	0	0	0	0.00	0	0.00	0	0.00	NA	NA	0
	<b>Total Non-Promoter-Non Public Shareholding (C) = (C)(1)+(C)(2)</b>		<b>0</b>	<b>0</b>	<b>0</b>	<b>0</b>	<b>0</b>	<b>0.00</b>	<b>0</b>	<b>0</b>	<b>0</b>	<b>0.00</b>	<b>0</b>	<b>0.00</b>					<b>0</b>



**Table V - Statement showing details of Significant Beneficial Owners (SBOs)**

Sno	Details of the significant beneficial owner			Details of the registered owner			Particulars of the shares in which significant beneficial interest is held by the beneficial owner		Date of creation/acquisition of significant beneficial interest
							III		
I									
Sr No	Name	PAN	Nationality	Name	PAN	Nationality	Number of Shares	Shareholding as a % of total no of shares (Calculated as per SCRR 1957) As a % of (A+B+C2)	
1	Sukumar Srinivas		Indian	Shankara Holdings Private Limited		Indian	166200	0.68	02/06/2000
2.	Sukumar Srinivas		Indian	Shankara Holdings Private Limited		Indian	11578787	47.75	13/10/1995

Note - Details of SBO have been included based on the shareholding data of Shankara Building Products Limited as on 9th November, 2023 and after giving effect to the Scheme.



**Table VI - Statement showing foreign ownership limits**

	Board approved limits	Limits utilized	Date
As on shareholding date	49%	12.41	31-12-2023
As on the end of previous 1st quarter	49%	11.94	30-09-2023
As on the end of previous 2nd quarter	49%	10.18	30-06-2023
As on the end of previous 3rd quarter	49%	8.46	31-03-2023
As on the end of previous 4th quarter	49%	8.44	31-12-2022




### POST SCHEME SHAREHOLDING PATTERN

(There will be no change in the post-scheme shareholding pattern of Shankara Building Products Limited, since no shares are being issued by Shankara Building Products Limited under the scheme of arrangement)

1. Name of Listed Entity : Shankara Building Products Limited  
2. Scrip Code/Name of Scrip/Class of Security : BSE: 540425; NSE: SHANKARA  
3. Share Holding Pattern Filed under : This is the Post-Scheme shareholding pattern filed as per the requirements of Stock Exchanges prescribed in accordance with SEBI Master Circular dated 20th June, 2023 relating to Scheme of Arrangement by Listed entities. This shareholding pattern is based on the shareholding data as on 9<sup>th</sup> November, 2023.  
4. Declaration: The Listed entity is required to submit the following declaration to the extent of submission of information:-

S. No.	Particulars	Yes/No	
1	Whether the Listed Entity has issued any partly paid up shares?	No	
2	Whether the Listed Entity has issued any Convertible Securities?	No	
3	Whether the Listed Entity has any shares against which depository receipts are issued?	No	
4	Whether the Listed Entity has any shares in locked-in?	No	
5	Whether any shares held by promoters are pledge or otherwise encumbered?	No	
6	Whether the Listed Entity has issued any differential Voting Rights?	No	
7	Whether the Listed Entity has issued any Warrants ?	Yes	Public Group
8	Whether the listed entity has any significant beneficial owner?	Yes	




**Table I- Summary Statement holding of specified securities**

Category	Category of Shareholder	No of Shareholders	No of fully paid up equity shares held	No of Partly paid-up equity shares held	No of Shares Underlying Depository Receipts	Total No of Shares Held (VII) = (IV)+(V)+(VI)	Shareholding as a % of total no of shares (As a % of (A+B+C2))	Number of Voting Rights held in each class of securities			No of Shares Underlying Outstanding convertible securities (Including Warrants)	Shareholding as a % assuming full conversion of convertible Securities (as a percentage of diluted share capital)	Number of Locked in Shares		Number of Shares pledged or otherwise encumbered		Number of equity shares held in dematerialized form	
								No of Voting Rights	Total as a % of (A+B+C)				No	As a % of total Shares held	No	As a % of total Shares held		
								Class X	Class Y	Total								
(I)	(II)	(III)	(IV)	(V)	(VI)	(VII)	(VIII)	(IX)			(X)	(XI)	(XII)		(XIII)		(XIV)	
(A)	Promoter & Promoter Group	4	11926037	0	0	11926037	49.18	11926037	0	11926037	49.18	0	49.18	0	0.00	0	0.00	11926037
(B)	Public	24708	12323289	0	0	12323289	50.82	12323289	0	12323289	50.82	0	50.82	0	0.00	NA	NA	1,05,00,784
(C)	Non Promoter-Non Public																	
(C1)	Shares underlying DRs	0	0	0	0	0	NA	0	0	0	0.00	0	NA	0	0.00	NA	NA	0
(C2)	Shares held by Employees Trusts	0	0	0	0	0	0.00	0	0	0	0.00	0	0.00	0	0.00	NA	NA	0
	<b>Total:</b>	<b>24712</b>	<b>24249326</b>	<b>0</b>	<b>0</b>	<b>24249326</b>	<b>100.00</b>	<b>24249326</b>	<b>0</b>	<b>24249326</b>	<b>100.00</b>	<b>0</b>	<b>100.00</b>	<b>0</b>	<b>0.00</b>	<b>0</b>	<b>0.00</b>	<b>22426821</b>



**Table II- Statement showing shareholding pattern of the Promoter and Promoter Group**

Category	Category & Name of the Shareholder	No of Shareholders	PAN	No of fully paid up equity shares held	No of Partly paid-up equity shares held	No of Shares Underlying Depository Receipts	Total No of Shares Held (IV+V+VI)	Shareholding as a % of total no of shares (calculated as per SCRR, 1957 (VIII) As a % of (A+B+C2)	Number of Voting Rights held in each class of securities			No of Shares Underlying Outstanding convertible securities (Including Warrants)	Shareholding as a % assuming full conversion of convertible Securities (as a percentage of diluted share capital) (VII)+(X) As a % of (A+B+C2)	Number of Locked in Shares		Number of Shares pledged or otherwise encumbered		Number of equity shares held in dematerialized form	
									No of Voting Rights					Total as a % of (A+B+C)	No.	As a % of total Shares held	No.		As a % of total Shares held
									Class X	Class Y	Total								
									(IX)	(X)	(XI)								
(I)	(III)	(IV)	(V)	(VI)	(VII)	(VIII)	(IX)	(X)	(XI)	(XII)	(XIII)	(XIV)							
(1)	Indian	-	-																
(a)	Individuals/Hindu undivided Family	3	-	11759837	0	0	11759837	48.50	11759837	0	11759837	48.50	0	48.50	0	0.00	0	0.00	11759837
	SUKUMAR SRINIVAS	1	-	11578787	0	0	11578787	47.75	11578787	0	11578787	47.75	0	47.75	0	0.00	0	0.00	11578787
	PARWATHI SRIKANTH MIRLAY	1	-	100000	0	0	100000	0.41	100000	0	100000	0.41	0	0.41	0	0.00	0	0.00	100000
	DHANANJAY MIRLAY SRINIVAS	1	-	81050	0	0	81050	0.33	81050	0	81050	0.33	0	0.33	0	0.00	0	0.00	81050
(b)	Central Government/State Government(s)	0	-	0	0	0	0	0.00	0	0	0	0.00	0	0.00	0	0.00	0	0.00	0




(c)	Financial Institutions/Banks	0	-	0	0	0	0	0.00	0	0	0	0.00	0	0.00	0	0.00	0	0.00	0
(d)	Any Other	1	-	166200	0	0	166200	0.69	166200	0	166200	0.69	0	0.69	0	0.00	0	0.00	166200
	SHANKARA HOLDINGS PRIVATE LIMITED	1	-	166200	0	0	166200	0.69	166200	0	166200	0.69	0	0.69	0	0.00	0	0.00	166200
	<b>Sub-Total (A)(1)</b>	<b>4</b>	<b>-</b>	<b>11926037</b>	<b>0</b>	<b>0</b>	<b>11926037</b>	<b>49.18</b>	<b>11926037</b>	<b>0</b>	<b>11926037</b>	<b>49.18</b>	<b>0</b>	<b>49.18</b>	<b>0</b>	<b>0.00</b>	<b>0</b>	<b>0.00</b>	<b>11926037</b>
(2)	Foreign		-																
(a)	Individuals (Non-Resident Individuals/Foreign Individuals	0	-	0	0	0	0	0.00	0	0	0	0.00	0	0.00	0	0.00	0	0.00	0
(b)	Government	0	-	0	0	0	0	0.00	0	0	0	0.00	0	0.00	0	0.00	0	0.00	0
(c)	Institutions	0	-	0	0	0	0	0.00	0	0	0	0.00	0	0.00	0	0.00	0	0.00	0
			-																
(d)	Foreign Portfolio Investor	0	-	0	0	0	0	0.00	0	0	0	0.00	0	0.00	0	0.00	0	0.00	0
			-																
(e)	Any Other	0	-	0	0	0	0	0.00	0	0	0	0.00	0	0.00	0	0.00	0	0.00	0
			-																
	<b>Sub-Total (A)(2)</b>	<b>0</b>	<b>-</b>	<b>0</b>	<b>0</b>	<b>0</b>	<b>0</b>	<b>0.00</b>	<b>0</b>	<b>0</b>	<b>0</b>	<b>0.00</b>	<b>0</b>	<b>0.00</b>	<b>0</b>	<b>0.00</b>	<b>0</b>	<b>0.00</b>	<b>0</b>
	<b>Total Shareholding of Promoter and Promoter Group (A)=(A)(1)+(A)(2)</b>	<b>4</b>	<b>-</b>	<b>11926037</b>	<b>0</b>	<b>0</b>	<b>11926037</b>	<b>49.18</b>	<b>11926037</b>	<b>0</b>	<b>11926037</b>	<b>49.18</b>	<b>0</b>	<b>49.18</b>	<b>0</b>	<b>0.00</b>	<b>0</b>	<b>0.00</b>	<b>11926037</b>




Table III - Statement showing shareholding pattern of the Public shareholder

Category	Category & Name of the Shareholder	No of Shareholders	PAN	No of fully paid up equity shares held	No of Partly paid-up equity shares held	No of Shares Underlying Depository Receipts	Total No of Shares Held (IV+V+VI)	Shareholding as a % of total no of shares (A+B+C2)	Number of Voting Rights held in each class of securities			No of Shares Underlying Outstanding convertible securities (Including Warrants)	Shareholding as a % assuming full conversion of convertible Securities (as a percentage of diluted share capital)	Number of Locked in Shares		Number of Shares pledged or otherwise encumbered		Number of equity shares held in dematerialized form	Sub-categorization of shares			
									No of Voting Rights		Total as a % of (A+B+C)			No.	As a % of total Shares held	No.	As a % of total Shares held		Shareholding (No. of shares) under			
									Class X	Class Y									Total	Subcategory (i)	Subcategory (ii)	Subcategory (iii)
	(I)	(III)		(IV)	(V)	(VI)	(VII)	(VIII)	(IX)		(X)	(XI)	(XII)	(XIII)	(XIV)							
(1)	Institutions (Domestic)	-	-	-	-	-	-	-	-	-	-	-	-	-	-	-	-	-	-	-	-	-
(a)	Mutual Funds	1	-	1353467	0	0	1353467	5.58	1353467	0	1353467	5.58	0	5.58	0	0.00	NA	NA	1353467	0	0	0
	FRANKLIN INDIA BALANCED ADVANTAGE FUND	1	-	1353467	0	0	1353467	5.58	1353467	0	1353467	5.58	0	5.58	0	0.00	NA	NA	1353467	0	0	0
(b)	Venture Capital Funds	0	-	0	0	0	0	0.00	0	0	0	0.00	0	0.00	0	0.00	NA	NA	0	0	0	0
(c)	Alternate Investment Funds	1	-	20000	0	0	20000	0.08	20000	0	20000	0.08	0	0.00	0	0.00	NA	NA	20000	0	0	0
(d)	Banks	0	-	0	0	0	0	0.00	0	0	0	0.00	0	0.00	0	0.00	NA	NA	0	0	0	0
(e)	Insurance Companies	0	-	0	0	0	0	0.00	0	0	0	0.00	0	0.00	0	0.00	NA	NA	0	0	0	0







(f)	Provident Funds/Pension Funds	0	-	0	0	0	0.00	0	0	0	0.00	0	0.00	0	0.00	N A	NA	0	0	0	0	
(g)	Asset Reconstruction Companies	0	-	0	0	0	0.00	0	0	0	0.00	0	0.00	0	0.00	N A	NA	0	0	0	0	
(h)	Sovereign Wealth Funds	0	-	0	0	0	0.00	0	0	0	0.00	0	0.00	0	0.00	N A	NA	0	0	0	0	
(i)	NBFC Registered with RBI	0	-	0	0	0	0.00	0	0	0	0.00	0	0.00	0	0.00	N A	NA	0	0	0	0	
(j)	Other Financial Insitutions	0	-	0	0	0	0.00	0	0	0	0.00	0	0.00	0	0.00	N A	NA	0	0	0	0	
(k)	Any Other		-																			
	<b>Sub Total (B)(1)</b>	<b>2</b>	<b>-</b>	<b>13734 67</b>	<b>0</b>	<b>0</b>	<b>13734 67</b>	<b>5.66</b>	<b>13734 67</b>	<b>0</b>	<b>13734 67</b>	<b>5.66</b>	<b>0</b>	<b>5.66</b>	<b>0</b>	<b>0 0</b>	<b>N A</b>	<b>NA</b>	<b>1373467</b>	<b>0</b>	<b>0</b>	<b>0</b>
(2)	Institutions (Foreign)		-																			
(a)	Foreign Direct Investment	0	-	0	0	0	0.00	0	0	0	0.00	0	0.00	0	0.00	N A	NA	0	0	0	0	
(b)	Foreign Venture Capital	0	-	0	0	0	0.00	0	0	0	0.00	0	0.00	0	0.00	N A	NA	0	0	0	0	
(c)	Sovereign Wealth Funds	0	-	0	0	0	0.00	0	0	0	0.00	0	0.00	0	0.00	N A	NA	0	0	0	0	
(d)	Foreign Portfolio Investors Category I	40	-	22313 25	0	0	22313 25	9.20	22313 25	0	22313 25	9.20	0	9.20	0	0.00	N A	NA	2231325	0	0	0
	VANDERBILT UNIVERSITY - FLOWERING TREE INVESTMENT	1	-	24424 8	0	0	24424 8	1.01	24424 8	0	24424 8	1.01	0	1.01	0	0.00	N A	NA	244248	0	0	0
	MATTHEWS INDIA FUND	1	-	59380 1	0	0	59380 1	2.45	59380 1	0	59380 1	2.45	0	2.45	0	0.00	N A	NA	593801	0	0	0
	GENERATION IM FUND PLC- GENERATION IM ASIA FUND	1	-	46331 4	0	0	46331 4	1.91	46331 4	0	46331 4	1.91	0	1.91	0	0.00	N A	NA	463314	0	0	0
	ARJUNA FUND PTE. LTD.	1	-	36917 3	0	0	36917 3	1.52	36917 3	0	36917 3	1.52	0	1.52	0	0.00	N A	NA	369173	0	0	0
(e)	Foreign Portfolio Investors Category II	2	-	38283 3	0	0	38283 3	1.58	38283 3	0	38283 3	1.58	0	1.58	0	0.00	N A	NA	382833	0	0	0
	MARVAL GURU FUND	1	-	25000 0	0	0	25000 0	1.03	25000 0	0	25000 0	1.03	0	1.03	0	0.00	N A	NA	250000	0	0	0
(f)	Overseas Depositories (holding DRs) (balancing figure)	0	-	0	0	0	0	0.00	0	0	0	0.00	0	0	0.00	N A	NA	0	0	0	0	
(g)	Any Other		-																			



	<b>Sub Total (B)(2)</b>	<b>42</b>	-	<b>2614158</b>	<b>0</b>	<b>0</b>	<b>2614158</b>	<b>10.78</b>	<b>2614158</b>	<b>0</b>	<b>2614158</b>	<b>10.78</b>	<b>0</b>	<b>10.78</b>	<b>0</b>	<b>0.00</b>	<b>NA</b>	<b>NA</b>	<b>2614158</b>	<b>0</b>	<b>0</b>	<b>0</b>
(3)	Central Government/State Government(s)/President of India		-																			
(a)	Central Government / President of India	0	-	0	0	0	0	0.00	0	0	0	0.00	0	0.00	0	0.00	NA	NA	0	0	0	0
(b)	State Government / Governor	0	-	0	0	0	0	0.00	0	0	0	0.00	0	0.00	0	0.00	NA	NA	0	0	0	0
(c)	Shareholding by Companies or Bodies Corporate where Central / State Government is a promoter	0	-	0	0	0	0	0.00	0	0	0	0.00	0	0.00	0	0.00	NA	NA	0	0	0	0
	<b>Sub Total (B)(3)</b>	<b>0</b>	<b>-</b>	<b>0</b>	<b>0</b>	<b>0</b>	<b>0</b>	<b>0.00</b>	<b>0</b>	<b>0</b>	<b>0</b>	<b>0.00</b>	<b>0</b>	<b>0.00</b>	<b>0</b>	<b>0.00</b>	<b>NA</b>	<b>NA</b>	<b>0</b>	<b>0</b>	<b>0</b>	<b>0</b>
(4)	Non-Institutions		-																			
(a)	Associate companies / Subsidiaries	0	-	0	0	0	0	0.00	0	0	0	0.00	0	0.00	0	0.00	NA	NA	0	0	0	0
(b)	Directors and their relatives (excluding independent directors and nominee directors)	2	-	108173	0	0	108173	0.45	108173	0	108173	0.45	0	0.45	0	0.00	NA	NA	35773	0	0	0
(c)	Key Managerial Personnel	1	-	20720	0	0	20720	0.09	20720	0	20720	0.09	0	0.09	0	0.00	NA	NA	100	0	0	0
(d)	Relatives of promoters (other than 'immediate relatives' of promoters disclosed under 'Promoter and Promoter Group' category)	0	-	0	0	0	0	0.00	0	0	0	0.00	0	0.00	0	0.00	NA	NA	0	0	0	0
(e)	Trusts where any person belonging to 'Promoter and Promoter Group' category is 'trustee', 'beneficiary', or 'author of the trust'	0	-	0	0	0	0	0.00	0	0	0	0.00	0	0.00	0	0.00	NA	NA	0	0	0	0




(f)	Investor Education and Protection Fund (IEPF)	0	-	0	0	0	0.00	0	0	0	0.00	0	0.00	0	0.00	N A	NA	0	0	0	0	
(g)	Resident Individuals holding nominal share capital up to Rs. 2 lakhs	23336	-	30169 49	0	0	30169 49	12.44	30169 49	0	30169 49	12.44	0	12.44	0	0.00	N A	NA	2708394	0	0	0
(h)	Resident Individuals holding nominal share capital in excess of Rs. 2 lakhs	26	-	26512 97	0	0	26512 97	10.93	26512 97	0	26512 97	10.93	0	10.93	0	0.00	N A	NA	2609747	0	0	0
	ASHISH KACHOLIA	1	-	45114 0	0	0	45114 0	1.86	45114 0	0	45114 0	1.86	0	1.86	0	0.00	N A	NA	451140	0	0	0
	MUKUL MAHAVIR AGRAWAL	1	-	55000 0	0	0	55000 0	2.27	55000 0	0	55000 0	2.27	0	2.27	0	0.00	N A	NA	550000	0	0	0
	DEEPAK KUMAR	1	-	26555 7	0	0	26555 7	1.10	26555 7	0	26555 7	1.10	0	1.10	0	0.00	N A	NA	265557	0	0	0
			-																			
(i)	Non Resident Indians (NRIs)	403	-	11446 4	0	0	11446 4	0.47	11446 4	0	11446 4	0.47	0	0.47	0	0.00	N A	NA	114464	0	0	0
(j)	Foreign Nationals	0	-	0	0	0	0	0.00	0	0	0	0.00	0	0.00	0	0.00	N A	NA	0	0	0	0
(k)	Foreign Companies	0	-	0	0	0	0	0.00	0	0	0	0.00	0	0.00	0	0.00	N A	NA	0	0	0	0
(l)	Bodies Corporate	214	-	22439 34	0	0	22439 34	9.25	22439 34	0	22439 34	9.25	0	9.25	0	0.00	N A	NA	2243934	0	0	0
(m)	Any Other		-																			
	CLEARING MEMBERS	4	-	248	0	0	248	0.00	248	0	248	0.00	0	0.00	0	0.00	N A	NA	248	0	0	0
	H U F	677	-	17892 6	0	0	17892 6	0.74	17892 6	0	17892 6	0.74	0	0.74	0	0.00	N A	NA	178926	0	0	0
	TRUSTS	1	-	953	0	0	953	0.00	953	0	953	0.00	0	0.00	0	0.00	N A	NA	953	0	0	0
	<b>Sub Total (B)(4)</b>	<b>24664</b>	<b>-</b>	<b>83356 64</b>	<b>0</b>	<b>0</b>	<b>83356 64</b>	<b>34.37</b>	<b>83356 64</b>	<b>0</b>	<b>83356 64</b>	<b>34.3 7</b>	<b>0</b>	<b>34.37</b>	<b>0</b>	<b>0.0 0</b>			<b>7913159</b>			
	<b>Total Public Shareholding (B) = (B)(1)+(B)(2)+(B)(3)+(B)(4)</b>	<b>24708</b>	<b>-</b>	<b>12323 289</b>	<b>0</b>	<b>0</b>	<b>12323 289</b>	<b>50.82</b>	<b>12323 289</b>	<b>0</b>	<b>12323 289</b>	<b>50.8 2</b>	<b>0</b>	<b>50.82</b>	<b>0</b>	<b>0.0 0</b>			<b>1190078 4</b>	<b>0</b>	<b>0</b>	<b>0</b>



**Table IV - Statement showing shareholding pattern of the Non Promoter - Non Public Shareholder**


Category	Category & Name of the Shareholder	PAN	No of Shareholders	No of fully paid up equity shares held	No of Partly paid-up equity shares held	No of Shares Underlying Depository Receipts	Total No of Shares Held (IV+V+VI)	Shareholding as a % of total no of shares (A+B+C2)	Number of Voting Rights held in each class of securities			No of Shares Underlying Outstanding convertible securities (Including Warrants)	Shareholding as a % assuming full conversion of convertible Securities (as a percentage of diluted share capital)	Number of Locked in Shares		Number of Shares pledged or otherwise encumbered		Number of equity shares held in dematerialized form	
									No of Voting Rights					Total as a % of (A+B+C)	No.	As a % of total Shares held	No.		As a % of total Shares held
									Class X	Class Y	Total								
(I)	(II)	(III)	(IV)	(V)	(VI)	(VII)	(VIII)	(IX)			(X)	(XI)	(XII)		(XIII)		(XIV)		
(1)	Custodian/DR Holder	-	0	0	0	0	0	0.00	0	0	0	0.00	0	0.00	0	0.00	NA	NA	0
(2)	Employee Benefit Trust (under SEBI(Share based Employee Benefit Regulations 2014)	-	0	0	0	0	0	0.00	0	0	0	0.00	0	0.00	0	0.00	NA	NA	0
		-																	
	<b>Total Non-Promoter-Non Public Shareholding (C) = (C)(1)+(C)(2)</b>	-	0	0	0	0	0	0.00	0	0	0	0.00	0	0.00	0	0.00			0



**Table V - Statement showing details of Significant Beneficial Owners (SBOs)**


Sno	Details of the significant beneficial owner			Details of the registered owner			Particulars of the shares in which significant beneficial interest is held by the beneficial owner	Date of creation/acquisition of significant beneficial interest	
	I			II			III	IV	
Sr No	Name	PAN	Nationality	Name	PAN	Nationality	Number of Shares	Shareholding as a % of total no of shares (Calculated as per SCRR 1957) As a % of (A+B+C2)	
1	Sukumar Srinivas	AGDPS5408F	Indian	Shankara Holdings Private Limited	AACCS4143K	Indian	166200	0.68	Date of allotment of shares by the Company in accordance with the Scheme
2.	Sukumar Srinivas	AGDPS5408F	Indian	-	AACCS4143K	Indian	11578787	47.75	Date of allotment of shares by the Company in accordance with the Scheme

Note - Details of SBO have been included based on the shareholding data of Shankara Building Products Limited as on 9<sup>th</sup> November, 2023 and after giving effect to the Scheme.



**Table VI - Statement showing foreign ownership limits**

	Board approved limits	Limits utilized	Date
As on shareholding date	49%	12.41	31-12-2023
As on the end of previous 1st quarter	49%	11.94	30-09-2023
As on the end of previous 2nd quarter	49%	10.18	30-06-2023
As on the end of previous 3rd quarter	49%	8.46	31-03-2023
As on the end of previous 4th quarter	49%	8.44	31-12-2022



### PRE SCHEME SHAREHOLDING PATTERN


1. Name of Listed Entity : Shankara Buildpro Limited  
2. Scrip Code/Name of Scrip/Class of Security : NA/Equity Shares (unlisted)  
3. Share Holding Pattern Filed under : This is the Pre-Scheme shareholding pattern filed as per the requirements of Stock Exchanges prescribed in accordance with SEBI Master Circular dated 20th June, 2023 relating to Scheme of Arrangement by Listed entities. This shareholding pattern is based on the shareholding data as on 9<sup>th</sup> November, 2023
4. Declaration: The Listed entity is required to submit the following declaration to the extent of submission of information:-

S. No.	Particulars	Yes/No	
1	Whether the Listed Entity has issued any partly paid up shares?	No	
2	Whether the Listed Entity has issued any Convertible Securities?	No	
3	Whether the Listed Entity has any shares against which depository receipts are issued?	No	
4	Whether the Listed Entity has any shares in locked-in?	No	
5	Whether any shares held by promoters are pledge or otherwise encumbered?	No	
6	Whether the Listed Entity has issued any differential Voting Rights?	No	
7	Whether the Listed Entity has issued any Warrants ?	No	
8	Whether the listed entity has any significant beneficial owner?	No	



**Table I- Summary Statement holding of specified securities**

Category	Category of Shareholder	No of Shareholders	No of fully paid up equity shares held	No of Partly paid-up equity shares held	No of Shares Underlying Depository Receipts	Total No of Shares Held (VII) = (IV)+(V)+(VI)	Shareholding as a % of total no of shares (As a % of (A+B+C2))	Number of Voting Rights held in each class of securities			No of Shares Underlying Outstanding convertible securities (Including Warrants)	Shareholding as a % assuming full conversion of convertible Securities (as a percentage of diluted share capital)	Number of Locked in Shares		Number of Shares pledged or otherwise encumbered		Number of equity shares held in dematerialized form	
								No of Voting Rights					Total as a % of (A+B+C)	No	As a % of total Shares held	No		As a % of total Shares held
								Class X	Class Y	Total								
(I)	(II)	(III)	(IV)	(V)	(VI)	(VII)	(VIII)	(IX)			(X)	(XI)	(XII)		(XIII)		(XIV)	
(A)	Promoter & Promoter Group	4	9997	0	0	9997	99.97	9997	0	9997	99.97	0	99.97	0	0.00	0	0.00	-
(B)	Public	3	3	0	0	3	0.03	3	0	3	0.03	0	0.03	0	0.00	NA	NA	-
(C)	Non Promoter-Non Public																	
(C1)	Shares underlying DRs	0	0	0	0	0	NA	0	0	0	0.00	0	NA	0	0.00	NA	NA	0
(C2)	Shares held by Employees Trusts	0	0	0	0	0	0.00	0	0	0	0.00	0	0.00	0	0.00	NA	NA	0
	<b>Total:</b>	<b>7</b>	<b>10000</b>	<b>0</b>	<b>0</b>	<b>10000</b>	<b>100.00</b>	<b>10000</b>	<b>0</b>	<b>10000</b>	<b>100.00</b>	<b>0</b>	<b>100.00</b>	<b>0</b>	<b>0.00</b>	<b>0</b>	<b>0.00</b>	<b>-</b>






1  
**Table II- Statement showing shareholding pattern of the Promoter and Promoter Group**

Category	Category & Name of the Shareholder	No of Shareholders	PAN	No of fully paid up equity shares held	No of Partly paid-up equity shares held	No of Shares Underlying Depository Receipts	Total No of Shares Held (IV+V+VI)	Shareholding as a % of total no of shares (calculated as per SCRR, 1957 (VIII) As a % of (A+B+C2)	Number of Voting Rights held in each class of securities			No of Shares Underlying Outstanding convertible securities (Including Warrants)	Shareholding as a % assuming full conversion of convertible Securities (as a percentage of diluted share capital) (VII)+(X) As a % of (A+B+C2)	Number of Locked in Shares		Number of Shares pledged or otherwise encumbered		Number of equity shares held in dematerialized form	
									No of Voting Rights					Total as a % of (A+B+C)	No	As a % of total Shares held	No		As a % of total Shares held
									Class X	Class Y	Total								
	(I)	(III)		(IV)	(V)	(VI)	(VII)	(VIII)	(IX)			(X)	(XI)	(XII)		(XIII)		(XIV)	
(1)	Indian																		
(a)	Individuals/Hindu undivided Family	2	-	2	0	0	2	0.02	1	0	1	0.02	0	0.02	0	0.00	0	0.00	-
	SUKUMAR SRINIVAS	1	-	1	0	0	1	0.01	1	0	1	0.01	0	0.01	0	0.00	0	0.00	-
	DHANANJAY MIRLAY SRINIVAS	1	-	1	0	0	1	0.01	1	0	1	0.01	0	0.01	0	0.00	0	0.00	-
(b)	Central Government/State Government(s)	0	-	0	0	0	0	0.00	0	0	0	0.00	0	0.00	0	0.00	0	0.00	0
(c)	Financial Institutions/Banks	0	-	0	0	0	0	0.00	0	0	0	0.00	0	0.00	0	0.00	0	0.00	0

<sup>1</sup> Currently, 99.94% of the shares of the Resulting Company is held by the Demerged Company and 0.06% shares is held by 6 nominees on behalf of the Demerged Company therefore. The no. of Shareholder is indicated as 7 (Seven).



(d)	Any Other	2	-	9995	0	0	9995	99.95	9995	0	9995	99.95	0	9995	0	0.00	0	0.00	-
	SHANKARA BUILDING PRODUCTS LIMITED	1	-	9994	0	0	9994	99.94	9994	0	9994	99.94	0	9994	0	0.00	0	0.00	
	SHANKARA HOLDINGS PRIVATE LIMITED	1	-	1	0	0	1	0.01	1	0	1	0.01	0	0.01	0	0.00	0	0.00	-
	<b>Sub-Total (A)(1)</b>	<b>4</b>	<b>-</b>	<b>9997</b>	<b>0</b>	<b>0</b>	<b>9997</b>	<b>99.97</b>	<b>9997</b>	<b>0</b>	<b>9997</b>	<b>99.97</b>	<b>0</b>	<b>9997</b>	<b>0</b>	<b>0.00</b>	<b>0</b>	<b>0.00</b>	<b>-</b>
(2)	Foreign		-																
(a)	Individuals (Non-Resident Individuals/Foreign Individuals)	0	-	0	0	0	0	0.00	0	0	0	0.00	0	0.00	0	0.00	0	0.00	0
(b)	Government	0	-	0	0	0	0	0.00	0	0	0	0.00	0	0.00	0	0.00	0	0.00	0
(c)	Institutions	0	-	0	0	0	0	0.00	0	0	0	0.00	0	0.00	0	0.00	0	0.00	0
			-																
(d)	Foreign Portfolio Investor	0	-	0	0	0	0	0.00	0	0	0	0.00	0	0.00	0	0.00	0	0.00	0
			-																
(e)	Any Other	0	-	0	0	0	0	0.00	0	0	0	0.00	0	0.00	0	0.00	0	0.00	0
			-																
	<b>Sub-Total (A)(2)</b>	<b>0</b>	<b>-</b>	<b>0</b>	<b>0</b>	<b>0</b>	<b>0</b>	<b>0.00</b>	<b>0</b>	<b>0</b>	<b>0</b>	<b>0.00</b>	<b>0</b>	<b>0.00</b>	<b>0</b>	<b>0.00</b>	<b>0</b>	<b>0.00</b>	<b>0</b>
	<b>Total Shareholding of Promoter and Promoter Group (A)=(A)(1)+(A)(2)</b>	<b>4</b>	<b>-</b>	<b>9997</b>	<b>0</b>	<b>0</b>	<b>9997</b>	<b>99.97</b>	<b>9997</b>	<b>0</b>	<b>9997</b>	<b>99.97</b>	<b>0</b>	<b>9997</b>	<b>0</b>	<b>0.00</b>	<b>0</b>	<b>0.00</b>	<b>-</b>





(i)	NBFC Registered with RBI	0	-	0	0	0	0	0	0	0	0	0	0	0	0	0	0	0	0	0	0	0
(j)	Other Financial Institutions	0	-	0	0	0	0	0	0	0	0	0	0	0	0	0	0	0	0	0	0	0
(k)	Any Other	0	-	0	0	0	0	0	0	0	0	0	0	0	0	0	0	0	0	0	0	0
	<b>Sub Total (B)(1)</b>	0	-	0	0	0	0	0	0	0	0	0	0	0	0	0	0	0	0	0	0	0
(2)	Institutions (Foreign)	0	-	0	0	0	0	0	0	0	0	0	0	0	0	0	0	0	0	0	0	0
(a)	Foreign Direct Investment	0	-	0	0	0	0	0	0	0	0	0	0	0	0	0	0	0	0	0	0	0
(b)	Foreign Venture Capital	0	-	0	0	0	0	0	0	0	0	0	0	0	0	0	0	0	0	0	0	0
(c)	Sovereign Wealth Funds	0	-	0	0	0	0	0	0	0	0	0	0	0	0	0	0	0	0	0	0	0
(d)	Foreign Portfolio Investors Category I	0	-	0	0	0	0	0	0	0	0	0	0	0	0	0	0	0	0	0	0	0
(e)	Foreign Portfolio Investors Category II	0	-	0	0	0	0	0	0	0	0	0	0	0	0	0	0	0	0	0	0	0
(f)	Overseas Depositories (holding DRs) (balancing figure)	0	-	0	0	0	0	0	0	0	0	0	0	0	0	0	0	0	0	0	0	0
(g)	Any Other	0	-	0	0	0	0	0	0	0	0	0	0	0	0	0	0	0	0	0	0	0
	<b>Sub Total (B)(2)</b>	0	-	0	0	0	0	0	0	0	0	0	0	0	0	0	0	0	0	0	0	0
(3)	Central Government/State Government(s)/President of India	0	-	0	0	0	0	0	0	0	0	0	0	0	0	0	0	0	0	0	0	0
(a)	Central Government / President of India	0	-	0	0	0	0	0	0	0	0	0	0	0	0	0	0	0	0	0	0	0
(b)	State Government / Governor	0	-	0	0	0	0	0	0	0	0	0	0	0	0	0	0	0	0	0	0	0
(c)	Shareholding by Companies or Bodies Corporate where Central / State Government is a promoter	0	-	0	0	0	0	0	0	0	0	0	0	0	0	0	0	0	0	0	0	0
	<b>Sub Total (B)(3)</b>	0	-	0	0	0	0	0	0	0	0	0	0	0	0	0	0	0	0	0	0	0
(4)	Non-Institutions	0	-	0	0	0	0	0	0	0	0	0	0	0	0	0	0	0	0	0	0	0
(a)	Associate companies / Subsidiaries	0	-	0	0	0	0	0	0	0	0	0	0	0	0	0	0	0	0	0	0	0
(b)	Directors and their relatives (excluding independent	0	-	0	0	0	0	0	0	0	0	0	0	0	0	0	0	0	0	0	0	0






Table V - Statement showing details of Significant Beneficial Owners (SBOs)									
Sno	Details of the significant beneficial owner			Details of the registered owner			Particulars of the shares in which significant beneficial interest is held by the beneficial owner		Date of creation/acquisition of significant beneficial interest
	I			II			III		IV
Sr No	Name	PAN	Nationality	Name	PAN	Nationality	Number of Shares	Shareholding as a % of total no of shares (Calculated as per SCRR 1957) As a % of (A+B+C2)	
1	Sukumar Srinivas	AGDPS5408F	Indian	Shankara Building Products Limited	AACCS9670B	Indian	9994	99.94	13.10.2023

Shankara Buildpro Limited has reported the name of Mr. Sukumar Srinivas, in Form BEN-2 as per the provisions of Section 90 of the Companies Act, 2013 read with the Companies (Significant Beneficial Owners) Rules, 2018. Accordingly, name of Mr. Sukumar Srinivas is disclosed above in the column "Details of the Significant Beneficial Owner"



**Table VI - Statement showing foreign ownership limits**


	Board approved limits	Limits utilized	Date
As on shareholding date	-	-	-
As on the end of previous 1st quarter	-	-	-
As on the end of previous 2nd quarter	-	-	-
As on the end of previous 3rd quarter	-	-	-
As on the end of previous 4th quarter	-	-	-



### POST SCHEME SHAREHOLDING PATTERN

1. Name of Listed Entity : Shankara Buildpro Limited  
2. Scrip Code/Name of Scrip/Class of Security : NA/Equity Shares  
3. Share Holding Pattern Filed under : This is the post-Scheme shareholding pattern filed as per the requirements of Stock Exchanges prescribed in accordance with SEBI Master Circular dated 20th June, 2023 relating to Scheme of Arrangement by Listed entities. This shareholding pattern is based on the shareholding data of Shankara Building Products Limited (Demerged Company) as on 9<sup>th</sup> November, 2023.
4. Declaration: The Listed entity is required to submit the following declaration to the extent of submission of information:-



S. No.	Particulars	Yes/No	
1	Whether the Listed Entity has issued any partly paid up shares?	No	
2	Whether the Listed Entity has issued any Convertible Securities?	No	
3	Whether the Listed Entity has any shares against which depository receipts are issued?	No	
4	Whether the Listed Entity has any shares in locked-in?	No	
5	Whether any shares held by promoters are pledge or otherwise encumbered?	No	
6	Whether the Listed Entity has issued any differential Voting Rights?	No	
7	Whether the Listed Entity has issued any Warrants ?	Yes	Public Group
8	Whether the listed entity has any significant beneficial owner?	Yes	







**Table I- Summary Statement holding of specified securities**

Category	Category of Shareholder	No of Shareholders	No of fully paid up equity shares held	No of Partly paid-up equity shares held	No of Shares Underlying Depository Receipts	Total No of Shares Held (VII) = (IV)+(V)+(VI)	Shareholding as a % of total no of shares (As a % of (A+B+C2))	Number of Voting Rights held in each class of securities			No of Shares Underlying Outstanding convertible securities (Including Warrants)	Shareholding as a % assuming full conversion of convertible Securities (as a percentage of diluted share capital)	Number of Locked in Shares		Number of Shares pledged or otherwise encumbered		Number of equity shares held in dematerialized form	
								No of Voting Rights					Total as a % of (A+B+C)	No	As a % of total Shares held	No		As a % of total Shares held
								Class X	Class Y	Total								
(I)	(II)	(III)	(IV)	(V)	(VI)	(VII)	(VIII)	(IX)			(X)	(XI)	(XII)		(XIII)	(XIV)		
(A)	Promoter & Promoter Group	4	11926037	0	0	11926037	49.18	11926037	0	11926037	49.18	0	49.18	0	0.00	0	0.00	11926037
(B)	Public	24708	12323289	0	0	12323289	50.82	12323289	0	12323289	50.82	0	50.82	0	0.00	NA	NA	1,05,00,784
(C)	Non Promoter-Non Public																	
(C1)	Shares underlying DRs	0	0	0	0	0	NA	0	0	0	0.00	0	NA	0	0.00	NA	NA	0
(C2)	Shares held by Employees Trusts	0	0	0	0	0	0.00	0	0	0	0.00	0	0.00	0	0.00	NA	NA	0
	<b>Total:</b>	<b>24712</b>	<b>24249326</b>	<b>0</b>	<b>0</b>	<b>24249326</b>	<b>100.00</b>	<b>24249326</b>	<b>0</b>	<b>24249326</b>	<b>100.00</b>	<b>0</b>	<b>100.00</b>	<b>0</b>	<b>0.00</b>	<b>0</b>	<b>0.00</b>	<b>22426821</b>



**Table II- Statement showing shareholding pattern of the Promoter and Promoter Group**

Category	Category & Name of the Shareholder	No of Shareholders	PAN	No of fully paid up equity shares held	No of Partly paid-up equity shares held	No of Shares Underlying Depository Receipts	Total No of Shares Held (IV+V+VI)	Shareholding as a % of total no of shares (calculated as per SCRR, 1957 (VIII) As a % of (A+B+C2)	Number of Voting Rights held in each class of securities			No of Shares Underlying Outstanding convertible securities (Including Warrants)	Shareholding as a % assuming full conversion of convertible Securities (as a percentage of diluted share capital) (VII)+(X) As a % of (A+B+C2)	Number of Locked in Shares		Number of Shares pledged or otherwise encumbered		Number of equity shares held in dematerialized form	
									No of Voting Rights		Total as a % of (A+B+C)			No.	As a % of total Shares held	No.	As a % of total Shares held		
									Class X	Class Y									Total
	(I)	(III)		(IV)	(V)	(VI)	(VII)	(VIII)	(IX)			(X)	(XI)	(XII)		(XIII)	(XIV)		
(1)	Indian																		
(a)	Individuals/Hindu undivided Family	3	-	11759837	0	0	11759837	48.50	11759837	0	11759837	48.50	0	48.50	0	0.00	0	0.00	11759837
	SUKUMAR SRINIVAS	1	-	11578787	0	0	11578787	47.75	11578787	0	11578787	47.75	0	47.75	0	0.00	0	0.00	11578787
	PARWATHI SRIKANTH MIRLAY	1	-	100000	0	0	100000	0.41	100000	0	100000	0.41	0	0.41	0	0.00	0	0.00	100000
	DHANANJAY MIRLAY SRINIVAS	1	-	81050	0	0	81050	0.33	81050	0	81050	0.33	0	0.33	0	0.00	0	0.00	81050
(b)	Central Government/State Government(s)	0	-	0	0	0	0	0.00	0	0	0	0.00	0	0.00	0	0.00	0	0.00	0




(c)	Financial Institutions/Banks	0	-	0	0	0	0	0.00	0	0	0	0.00	0	0.00	0	0.00	0	0.00	0
(d)	Any Other	1	-	166200	0	0	166200	0.69	166200	0	166200	0.69	0	0.69	0	0.00	0	0.00	166200
	SHANKARA HOLDINGS PRIVATE LIMITED	1	-	166200	0	0	166200	0.69	166200	0	166200	0.69	0	0.69	0	0.00	0	0.00	166200
	<b>Sub-Total (A)(1)</b>	<b>4</b>	<b>-</b>	<b>11926037</b>	<b>0</b>	<b>0</b>	<b>11926037</b>	<b>49.18</b>	<b>11926037</b>	<b>0</b>	<b>11926037</b>	<b>49.18</b>	<b>0</b>	<b>49.18</b>	<b>0</b>	<b>0.00</b>	<b>0</b>	<b>0.00</b>	<b>11926037</b>
(2)	Foreign		-																
(a)	Individuals (Non-Resident Individuals/Foreign Individuals)	0	-	0	0	0	0	0.00	0	0	0	0.00	0	0.00	0	0.00	0	0.00	0
(b)	Government	0	-	0	0	0	0	0.00	0	0	0	0.00	0	0.00	0	0.00	0	0.00	0
(c)	Institutions	0	-	0	0	0	0	0.00	0	0	0	0.00	0	0.00	0	0.00	0	0.00	0
			-																
(d)	Foreign Portfolio Investor	0	-	0	0	0	0	0.00	0	0	0	0.00	0	0.00	0	0.00	0	0.00	0
			-																
(e)	Any Other	0	-	0	0	0	0	0.00	0	0	0	0.00	0	0.00	0	0.00	0	0.00	0
			-																
	<b>Sub-Total (A)(2)</b>	<b>0</b>	<b>-</b>	<b>0</b>	<b>0</b>	<b>0</b>	<b>0</b>	<b>0.00</b>	<b>0</b>	<b>0</b>	<b>0</b>	<b>0.00</b>	<b>0</b>	<b>0.00</b>	<b>0</b>	<b>0.00</b>	<b>0</b>	<b>0.00</b>	<b>0</b>
	<b>Total Shareholding of Promoter and Promoter Group (A)=(A)(1)+(A)(2)</b>	<b>4</b>	<b>-</b>	<b>11926037</b>	<b>0</b>	<b>0</b>	<b>11926037</b>	<b>49.18</b>	<b>11926037</b>	<b>0</b>	<b>11926037</b>	<b>49.18</b>	<b>0</b>	<b>49.18</b>	<b>0</b>	<b>0.00</b>	<b>0</b>	<b>0.00</b>	<b>11926037</b>




**Table III - Statement showing shareholding pattern of the Public shareholder**


Category	Category & Name of the Shareholder	No of Shareholders	P A N	No of fully paid up equity shares held	No of Partly paid-up equity shares held	No of Shares Underlying Depository Receipts	Total No of Shares Held (IV+V+VI)	Shareholding as a % of total no of shares (A+B+C 2)	Number of Voting Rights held in each class of securities			No of Shares Underlying Outstanding convertible securities (Including Warrants)	Shareholding as a % assuming full conversion of convertible Securities (as a percentage of diluted share capital)	Number of Locked in Shares		Number of Shares pledged or otherwise encumbered		Number of equity shares held in dematerialized form	Sub-categorization of shares			
									No of Voting Rights		Total as a % of (A+B+C)			N o.	As a % of total Shares held	N o.	As a % of total Shares held		Shareholding (No. of shares) under	Subcategory (i)	Subcategory (ii)	Subcategory (iii)
									Class X	Class Y												
	(I)	(III)		(IV)	(V)	(VI)	(VII)	(VIII)	(IX)			(X)	(XI)	(XII)		(XIII)		(XIV)				
(1)	Institutions (Domestic)		-																			
(a)	Mutual Funds	1	-	1353467	0	0	1353467	5.58	1353467	0	1353467	5.58	0	5.58	0	0.00	N A	NA	1353467	0	0	0
	FRANKLIN INDIA BALANCED ADVANTAGE FUND	1	-	1353467	0	0	1353467	5.58	1353467	0	1353467	5.58	0	5.58	0	0.00	N A	NA	1353467	0	0	0
(b)	Venture Capital Funds	0	-	0	0	0	0	0.00	0	0	0	0.00	0	0.00	0	0.00	N A	NA	0	0	0	0
(c)	Alternate Investment Funds	1	-	20000	0	0	20000	0.08	20000	0	20000	0.08	0	0.08	0	0.00	N A	NA	20000	0	0	0
(d)	Banks	0	-	0	0	0	0	0.00	0	0	0	0.00	0	0.00	0	0.00	N A	NA	0	0	0	0
(e)	Insurance Companies	0	-	0	0	0	0	0.00	0	0	0	0.00	0	0.00	0	0.00	N A	NA	0	0	0	0



(f)	Provident Funds/Pension Funds	0	-	0	0	0	0	0.00	0	0	0	0.00	0	0.00	0	0.00	NA	NA	0	0	0	0
(g)	Asset Reconstruction Companies	0	-	0	0	0	0	0.00	0	0	0	0.00	0	0.00	0	0.00	NA	NA	0	0	0	0
(h)	Sovereign Wealth Funds	0	-	0	0	0	0	0.00	0	0	0	0.00	0	0.00	0	0.00	NA	NA	0	0	0	0
(i)	NBFC Registered with RBI	0	-	0	0	0	0	0.00	0	0	0	0.00	0	0.00	0	0.00	NA	NA	0	0	0	0
(j)	Other Financial Insutitions	0	-	0	0	0	0	0.00	0	0	0	0.00	0	0.00	0	0.00	NA	NA	0	0	0	0
(k)	Any Other		-														NA	NA				
	<b>Sub Total (B)(1)</b>	<b>2</b>	<b>-</b>	<b>1373467</b>	<b>0</b>	<b>0</b>	<b>1373467</b>	<b>5.66</b>	<b>1373467</b>	<b>0</b>	<b>1373467</b>	<b>5.66</b>	<b>0</b>	<b>5.66</b>	<b>0</b>	<b>0.00</b>	<b>NA</b>	<b>NA</b>	<b>1373467</b>	<b>0</b>	<b>0</b>	<b>0</b>
(2)	Institutions (Foreign)		-														NA	NA				
(a)	Foreign Direct Investment	0	-	0	0	0	0	0.00	0	0	0	0.00	0	0.00	0	0.00	NA	NA	0	0	0	0
(b)	Foreign Venture Capital	0	-	0	0	0	0	0.00	0	0	0	0.00	0	0.00	0	0.00	NA	NA	0	0	0	0
(c)	Sovereign Wealth Funds	0	-	0	0	0	0	0.00	0	0	0	0.00	0	0.00	0	0.00	NA	NA	0	0	0	0
(d)	Foreign Portfolio Investors Category I	40	-	2231325	0	0	2231325	9.20	2231325	0	2231325	9.20	0	9.20	0	0.00	NA	NA	2231325	0	0	0
	VANDERBILT UNIVERSITY - FLOWERING TREE INVESTMENT	1	-	244248	0	0	244248	1.01	244248	0	244248	1.01	0	1.01	0	0.00	NA	NA	244248	0	0	0
	MATTHEWS INDIA FUND	1	-	593801	0	0	593801	2.45	593801	0	593801	2.45	0	2.45	0	0.00	NA	NA	593801	0	0	0
	GENERATION IM FUND PLC- GENERATION IM ASIA FUND	1	-	463314	0	0	463314	1.91	463314	0	463314	1.91	0	1.91	0	0.00	NA	NA	463314	0	0	0
	ARJUNA FUND PTE. LTD.	1	-	369173	0	0	369173	1.52	369173	0	369173	1.52	0	1.52	0	0.00	NA	NA	369173	0	0	0
(e)	Foreign Portfolio Investors Category II	2	-	382833	0	0	382833	1.58	382833	0	382833	1.58	0	1.58	0	0.00	NA	NA	382833	0	0	0
	MARVAL GURU FUND	1	-	250000	0	0	250000	1.03	250000	0	250000	1.03	0	1.03	0	0.00	NA	NA	250000	0	0	0
(f)	Overseas Depositories (holding DRs) (balancing figure)	0	-	0	0	0	0	0.00	0	0	0	0.00	0	0.00	0	0.00	NA	NA	0	0	0	0
(g)	Any Other		-														NA	NA				



	<b>Sub Total (B)(2)</b>	<b>42</b>		<b>2614158</b>	<b>0</b>	<b>0</b>	<b>2614158</b>	<b>10.78</b>	<b>2614158</b>	<b>0</b>	<b>2614158</b>	<b>10.78</b>	<b>0</b>	<b>10.78</b>	<b>0</b>	<b>0.00</b>	<b>NA</b>	<b>NA</b>	<b>2614158</b>	<b>0</b>	<b>0</b>	<b>0</b>
(3)	Central Government/State Government(s)/President of India		-														NA	NA				
(a)	Central Government / President of India	0	-	0	0	0	0	0.00	0	0	0	0.00	0	0.00	0	0.00	NA	NA	0	0	0	0
(b)	State Government / Governor	0	-	0	0	0	0	0.00	0	0	0	0.00	0	0.00	0	0.00	NA	NA	0	0	0	0
(c)	Shareholding by Companies or Bodies Corporate where Central / State Government is a promoter	0	-	0	0	0	0	0.00	0	0	0	0.00	0	0.00	0	0.00	NA	NA	0	0	0	0
	<b>Sub Total (B)(3)</b>	<b>0</b>	<b>-</b>	<b>0</b>	<b>0</b>	<b>0</b>	<b>0</b>	<b>0.00</b>	<b>0</b>	<b>0</b>	<b>0</b>	<b>0.00</b>	<b>0</b>	<b>0.00</b>	<b>0</b>	<b>0.00</b>	<b>NA</b>	<b>NA</b>	<b>0</b>	<b>0</b>	<b>0</b>	<b>0</b>
(4)	Non-Institutions		-														NA	NA				
(a)	Associate companies / Subsidiaries	0	-	0	0	0	0	0.00	0	0	0	0.00	0	0.00	0	0.00	NA	NA	0	0	0	0
(b)	Directors and their relatives (excluding independent directors and nominee directors)	2	-	108173	0	0	108173	0.45	108173	0	108173	0.45	0	0.45	0	0.00	NA	NA	35773	0	0	0
(c)	Key Managerial Personnel	1	-	20720	0	0	20720	0.09	20720	0	20720	0.09	0	0.09	0	0.00	NA	NA	100	0	0	0
(d)	Relatives of promoters (other than 'immediate relatives' of promoters disclosed under 'Promoter and Promoter Group' category)	0	-	0	0	0	0	0.00	0	0	0	0.00	0	0.00	0	0.00	NA	NA	0	0	0	0
(e)	Trusts where any person belonging to 'Promoter and Promoter Group' category is 'trustee', 'beneficiary', or 'author of the trust'	0	-	0	0	0	0	0.00	0	0	0	0.00	0	0.00	0	0.00	NA	NA	0	0	0	0



(f)	Investor Education and Protection Fund (IEPF)	0	-	0	0	0	0.00	0	0	0	0.00	0	0.00	0	0.00	NA	NA	0	0	0	0
(g)	Resident Individuals holding nominal share capital up to Rs. 2 lakhs	23336	-	30169 49	0	0	30169 12.44	30169 49	0	30169 49	12.44	0	12.44	0	0.00	NA	NA	2708394	0	0	0
(h)	Resident Individuals holding nominal share capital in excess of Rs. 2 lakhs	26	-	26512 97	0	0	26512 10.93	26512 97	0	26512 97	10.93	0	10.93	0	0.00	NA	NA	2609747	0	0	0
	ASHISH KACHOLIA	1	-	45114 0	0	0	45114 1.86	45114 0	0	45114 0	1.86	0	1.86	0	0.00	NA	NA	451140	0	0	0
	MUKUL MAHAVIR AGRAWAL	1	-	55000 0	0	0	55000 2.27	55000 0	0	55000 0	2.27	0	2.27	0	0.00	NA	NA	550000	0	0	0
	DEEPAK KUMAR	1	-	26555 7	0	0	26555 1.10	26555 7	0	26555 7	1.10	0	1.10	0	0.00	NA	NA	265557	0	0	0
(i)	Non Resident Indians (NRIs)	403	-	11446 4	0	0	11446 0.47	11446 4	0	11446 4	0.47	0	0.47	0	0.00	NA	NA	114464	0	0	0
(j)	Foreign Nationals	0	-	0	0	0	0.00	0	0	0	0.00	0	0.00	0	0.00	NA	NA	0	0	0	0
(k)	Foreign Companies	0	-	0	0	0	0.00	0	0	0	0.00	0	0.00	0	0.00	NA	NA	0	0	0	0
(l)	Bodies Corporate	214	-	22439 34	0	0	22439 9.25	22439 34	0	22439 34	9.25	0	9.25	0	0.00	NA	NA	2243934	0	0	0
(m)	Any Other		-																		
	CLEARING MEMBERS	4	-	248	0	0	248	248	0	248	0.00	0	0.00	0	0.00	NA	NA	248	0	0	0
	H U F	677	-	17892 6	0	0	17892 0.74	17892 6	0	17892 6	0.74	0	0.74	0	0.00	NA	NA	178926	0	0	0
	TRUSTS	1	-	953	0	0	953	953	0	953	0.00	0	0.00	0	0.00	NA	NA	953	0	0	0
	<b>Sub Total (B)(4)</b>	<b>24664</b>	-	<b>83356 64</b>	<b>0</b>	<b>0</b>	<b>83356 34.37</b>	<b>83356 64</b>	<b>0</b>	<b>83356 64</b>	<b>34.3 7</b>	<b>0</b>	<b>34.37</b>	<b>0</b>	<b>0.0 0</b>			<b>7913159</b>			
	<b>Total Public Shareholding (B) = (B)(1)+(B)(2)+(B)(3)+(B)(4)</b>	<b>24708</b>	-	<b>12323 289</b>	<b>0</b>	<b>0</b>	<b>12323 50.82</b>	<b>12323 289</b>	<b>0</b>	<b>12323 289</b>	<b>50.8 2</b>	<b>0</b>	<b>50.82</b>	<b>0</b>	<b>0.0 0</b>			<b>1190078 4</b>	<b>0</b>	<b>0</b>	<b>0</b>



**Table IV - Statement showing shareholding pattern of the Non Promoter - Non Public Shareholder**

Category	Category & Name of the Shareholder	No of Shareholders	No of fully paid up equity shares held	No of Partly paid-up equity shares held	No of Shares Underlying Depository Receipts	Total No of Shares Held (IV+V+VI)	Shareholding as a % of total no of shares (A+B+C2)	Number of Voting Rights held in each class of securities			No of Shares Underlying Outstanding convertible securities (Including Warrants)	Shareholding as a % assuming full conversion of convertible Securities (as a percentage of diluted share capital)	Number of Locked in Shares		Number of Shares pledged or otherwise encumbered		Number of equity shares held in dematerialized form	
								No of Voting Rights		Total as a % of (A+B+C)			No.	As a % of total Shares held	No.	As a % of total Shares held		
								Class X	Class Y									Total
	(I)	(III)	(IV)	(V)	(VI)	(VII)	(VIII)	(IX)			(X)	(XI)	(XII)		(XIII)		(XIV)	
(1)	Custodian/DR Holder	0	0	0	0	0	0.00	0	0	0	0.00	0	0.00	0	0.00	NA	NA	0
(2)	Employee Benefit Trust (under SEBI(Share based Employee Benefit) Regulations 2014)	0	0	0	0	0	0.00	0	0	0	0.00	0	0.00	0	0.00	NA	NA	0
	<b>Total Non-Promoter-Non Public Shareholding (C) = (C)(1)+(C)(2)</b>	<b>0</b>	<b>0</b>	<b>0</b>	<b>0</b>	<b>0</b>	<b>0.00</b>	<b>0</b>	<b>0</b>	<b>0</b>	<b>0.00</b>	<b>0</b>	<b>0.00</b>	<b>0</b>	<b>0.00</b>			<b>0</b>






**Table V - Statement showing details of Significant Beneficial Owners (SBOs)**

Sno	Details of the significant beneficial owner			Details of the registered owner			Particulars of the shares in which significant beneficial interest is held by the beneficial owner		Date of creation/acquisition of significant beneficial interest
	I			II			III		
Sr No	Name	PAN	Nationality	Name	PAN	Nationality	Number of Shares	Shareholding as a % of total no of shares (Calculated as per SCRR 1957) As a % of (A+B+C2)	
1	Sukumar Srinivas	AGDPS5408F	Indian	Shankara Holdings Private Limited	AACCS4143K	Indian	166200	0.68	Date of allotment of shares by the Company in accordance with the Scheme
2.	Sukumar Srinivas	AGDPS5408F	Indian	Shankara Holdings Private Limited	AACCS4143K	Indian	11578787	47.75	Date of allotment of shares by the Company in accordance with the Scheme

*Note - Details of SBO have been included based on the shareholding data of Shankara Building Products Limited as on 9<sup>th</sup> November, 2023 and after giving effect to the Scheme*



**Table VI - Statement showing foreign ownership limits**

	Board approved limits	Limits utilized	Date
As on shareholding date	-	-	-
As on the end of previous 1st quarter	-	-	-
As on the end of previous 2nd quarter	-	-	-
As on the end of previous 3rd quarter	-	-	-
As on the end of previous 4th quarter	-	-	-

